

The Economic Impact of Food Waste



Spring 2022




In 2021, Food Forward distributed 67 million pounds of fresh produce in 12 California counties, six adjacent states and tribal lands, resulting in vast **Economic Impact to the hundreds of food insecure communities we serve.**

The following infographics illustrate the **economic impact of Food Forward's work.**

FOOD FORWARD

In 2021, Food Forward leveraged an operational budget of **\$4 million into a returned a value of over \$120 million in social impact**—the value of the produce we recover and distribute to our partners.



TAX SAVINGS

In 2021, donors gave **67 million pounds of fresh produce to Food Forward**, which is a potential tax savings of up to **15% of their taxable income**.



JOBS

Food Forward employs a **full-time staff of 36**. All employees earn more than a living wage.*



*MIT living wage calculation and staff count as of May 2022.

foodforward.org

COST

Food Forward's operational cost to recover and distribute produce is **\$0.06 per pound.**

\$0.06

Source: Food and Agriculture Organization (FAO) Report

foodforward.org

VALUE

Food Forward engaged volunteers in **3,683 shifts in 2021** to recover **790,565 pounds of fresh produce.**





IMPACT

Food Forward supplies fresh produce to more than **340 hunger relief organizations**, which allows our partners to reinvest in the community.


Some of our partners include:

- After school programs
- Community health clinics
- Domestic violence shelters
- Homeless outreach
- LGBTQ+ teen/adult/senior services
- Veteran services



REINVEST

On average, **Food Forward delivers \$348,932 in value** per agency for partners to fight food insecurity within the community.



Source: <https://rootsclinic.org/how-much-would-it-cost-to-end-homelessness-in-america/>

foodforward.org



design by
Joseph Finucane

Spring 2022

foodforward.org